



Rapid Shutdown Solution




PVG-Guard module level devices

Features:


- **Metal enclosure for durability and reliability**
- Module level rapid shutdown: dual (2) and triple (3) PV modules
- Module level monitoring for commissioning, service diagnostics
- 1-minute PV data granularity for precise performance assessment
- Cellular, Wifi and Ethernet connectivity options
- Over temperature protection (auto-RSD function)
- PVRSS certified with multiple inverters and as independent system
- **Zero crosstalk interference through patented signaling design**
- Optional customized cable/connector harness
- Staubli MC4 standard connectors
- IV Curve Trace Test mode for efficient commissioning
- String voltage test tool available
- Rail or module frame mount (optional PV mounting clip available)
- Multiple US patents
- For PV modules with ISC ratings over 15Amps including bi-facial gain



PVG-2-20A-L (MC4)



PVG-3-20A-L (MC4)



Easier and Lower Cost

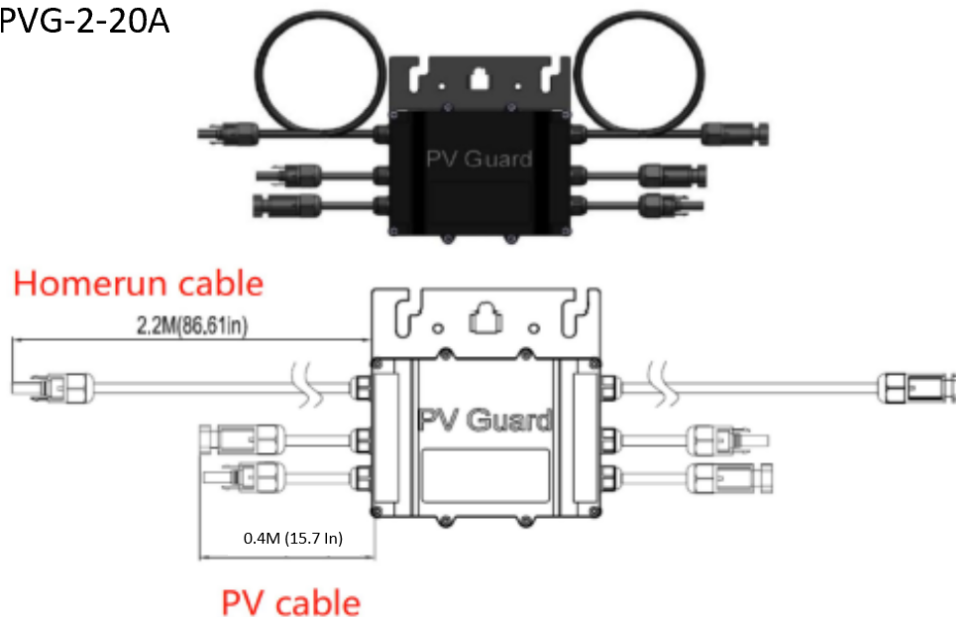
Rapid Shutdown Beyond UL & NEC Code for Safety, Service and Site Performance

PW-Guard, Panel Level Devices	PVG-2-20A-L	PVG-3-20A-L
Input/Output		
Input:Max DC Open Circuit Voltage per Input		90Vdc
Input:Max DC Continuous Current per Input		20A
Output:Max Output Voltage	Voc(module)*2	Voc(module)*3
System Voltage Maximum		1500Vdc
Mechanical		
PV Cable		12 AWG
PV Connectors	MC4 Staubli (Custom configurations available)	
Size (PVG body)	138 x 124 x 15 (mm)	
Protection Degree	IP-67	
Operating Ambient Temperature	-40C - +85C	
Mounting Method	Rail via supplier MLPE hardware, PV Frame with optional NEP	
Certifications	PVRSS Intertek, UL1741, CSA C22.2 No.107.1, NEC, CE	
RSD Data Signal	Two-way, PLC Communications between PVG's and Transmitter	

Revision February 6, 2024

Rapid Shutdown Solution 20Amp PVG-2 and PVG-3

PVG-2-20A



PVG-3-20A

